

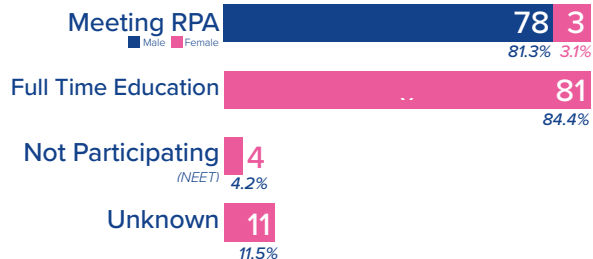
YEAR 11 LEAVERS 2022

DESTINATIONS

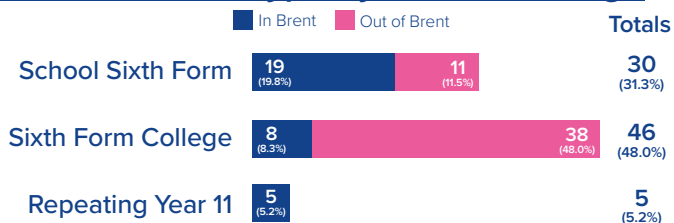
Total no. of students	Male	Female
96	93	3

Now Educated (if in FTE and known)	Male	Female	Total
In Brent	32	0	32
Out of Brent	46	3	49

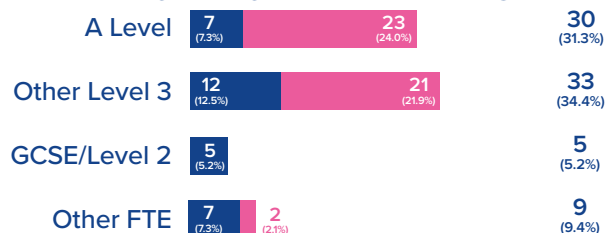
Headline Summary



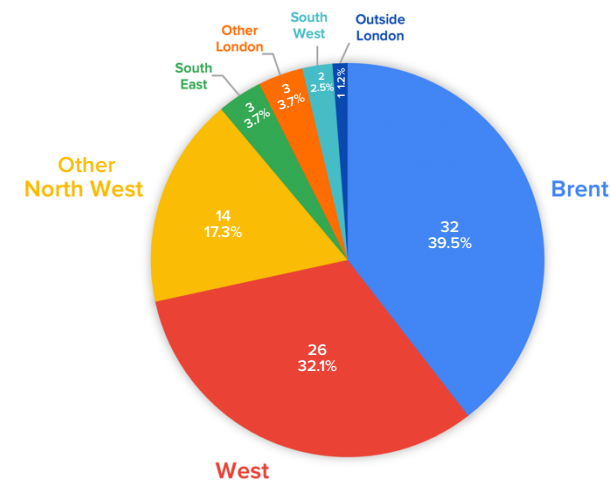
FTE Institution Type by In/Out Borough



FTE Course Type by In/Out Borough



FTE Destination by London LEA Region



Destinations Outside Borough

(Institutions outside of Brent split by where student resides)

	In Brent	Out of Brent	Total
All Saints Catholic School	0	1	1
The BRIT School	1	1	2
Chelsea Academy	0	1	1
City and Guilds of London Art School	1	0	1
Claremont High School	0	1	1
City of Westminster College	10	1	11
Hammersmith and Fulham College	0	1	1
Harris Westminster Sixth Form	1	0	1
Harrow College	5	0	5
Marylebone Boys School	5	0	5
St Charles' Sixth Form	4	1	5
St Dominic's Sixth Form	6	1	7
St Marylebone CE School	1	0	1
Stoke on Trent College	0	1	1
UCL Academy	1	0	1
Uxbridge College	1	0	1
Westminster Kingsway	0	1	1

FTE Course Breakdown

(Course subjects split by institution location)

	In Brent	Out of Brent	Total
Applied Science	3	2	5
Art and Design	0	2	2
Business	8	6	14
Core Maths	4	0	4
Electrical Installation	6	1	7
Game Design	0	1	1
Health and Social Care	0	1	1
ICT	1	2	3
Performing Arts	0	3	3
Specific Academic – A Levels	7	23	30
Specific Academic – GCSE/Level 2	5	0	5
Sports	0	6	6
Unsure	2	3	5

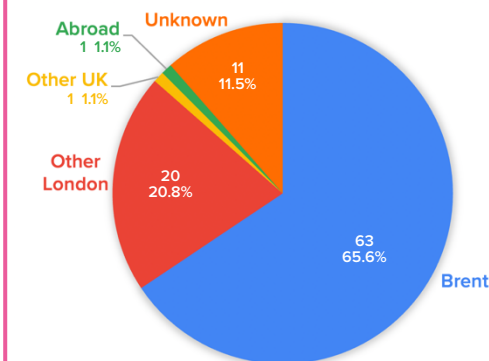
Destinations Inside Borough

(Institutions in Brent split by where student resides)

	In Brent	Out of Brent	Total
Ark Academy	2	1	3
College of North West London	8	0	8
The Crest Academy	1	0	1
Michaela Community School	1	0	1
Newman Catholic College	10	5	15
Queen's Park Community School	2	0	2
St Claudine's Catholic School	1	0	1
Wembley High School	1	0	1

Residential Area of Leavers

(Residential area categories of leavers)



NEET: Not settled, temporary break. FTE: Full Time Education. RPA: Raising Participation Age.

Students undertaking A Levels or GCSEs counted under 'Specific Academic'. Institutions with multiple campuses are merged and shown as the location of the main campus. London boroughs are separated into regions as specified in 'The London Plan'.

Data collected from January to May 2023. Data correct at time of collection.



**Newman
Catholic College**
Everyone Counts
Everyone Contributes
Everyone Succeeds

