

# Activity Survey Year 11 Leavers 2021

**London Borough of Brent**  
**Newman Catholic College**

167 149 18

RPA: M 146 3 0 0, F 18 0 0 0, Total 164 3 0 0

Educated In/Out: M 68 78, F 13 5, Total 81 83

### Destination Summary

**Headline Summary**

Meeting RPA	146	18
Not Participating	3	

**Headline Destination**

FTE	164
Not Settled - Active	2
No response	1

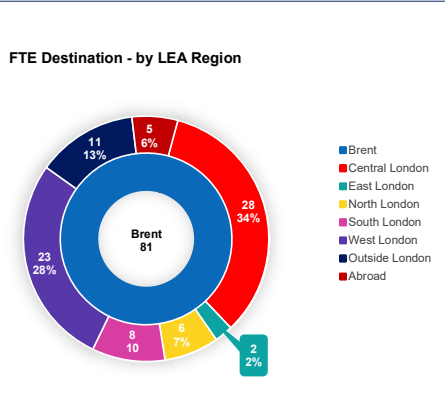
### Full Time Education

**FTE - Entity Type - In/Out Borough**

Further Education	4.3%	34.8%
Sixth Form College		9.8%
School Sixth Form	44.5%	5.5%
Repeating Year 11	0.6%	0.6%

**FTE - CourseType - In/Out Borough**

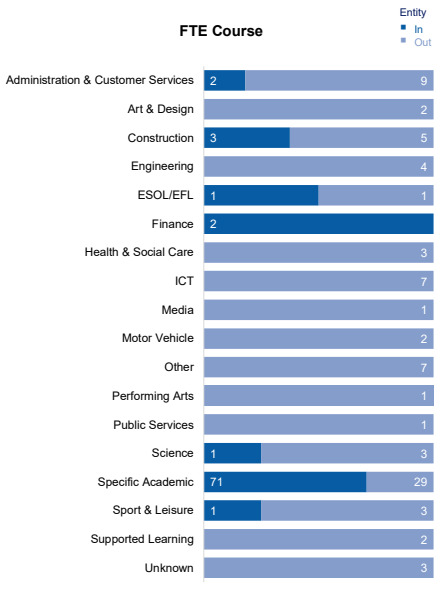
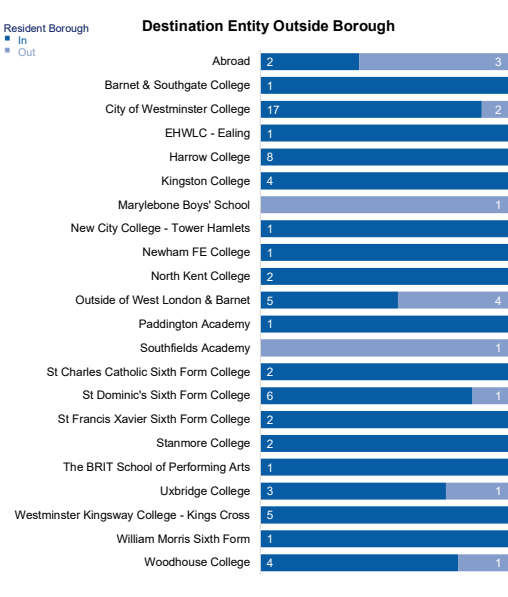
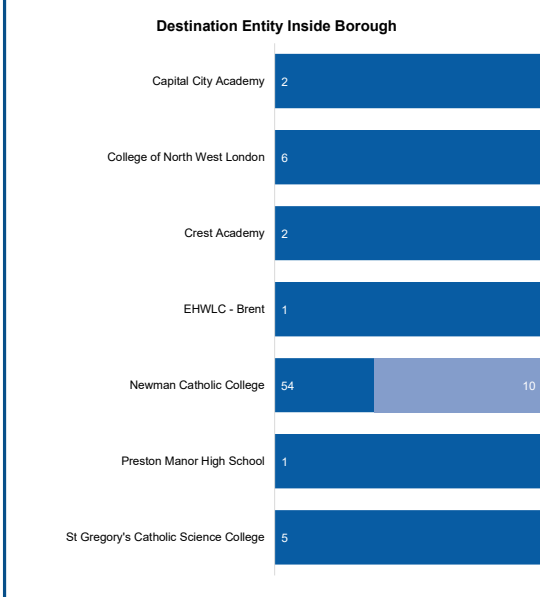
A Level	42.7%	17.1%
Level 3	1.8%	14.0%
Level 2	3.0%	9.8%
Level 1	0.6%	4.9%
GCSE	0.6%	0.6%
Other Courses in FTE	0.6%	4.3%



**Analysis Notes:**  
Information correct at the time of analysis.  
London boroughs are categorised into Sub-Regions based on 'The London Plan'. A full list of these is available from [www.London.gov.uk](http://www.London.gov.uk)  
Destination capture date 1st November 2021.  
Residency as recorded at 1st November 2021.

- For reporting purposes, *Educated at Home* are reported as the Educated LA not the Residency LA.
- Students undertaking A Levels, GCSE's or International Baccalaureate counted in 'Specific Academic'.
- Institutions with multiple campuses have been merged and are shown as the location of the main campus.
- Analysed data will show most popular.

NEET: Not Settled, Temp Break, Working Towards  
FTE: Full Time Education  
RPA: Raising Participation Age



Employment/Training CRCI  
Not Applicable

