

**Contents**

**1 Headline Chart / Gender Breakdown**

All Destinations

All Destinations by Gender

**2 FTE Breakdown**

FTE Breakdown by Institution (In Borough)

FTE Breakdown by Institution (Out of Borough)

FTE Breakdown by Institution type

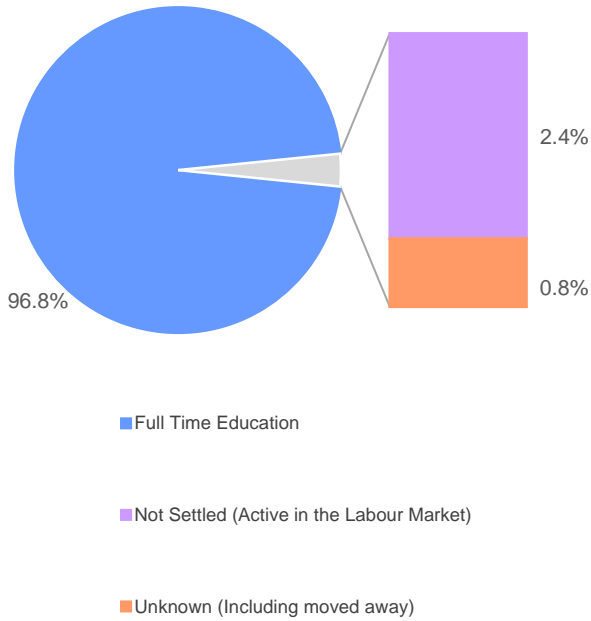
**3 FTE by Subject (CRCI)**

Breakdown of subjects studied by young people in full-time education

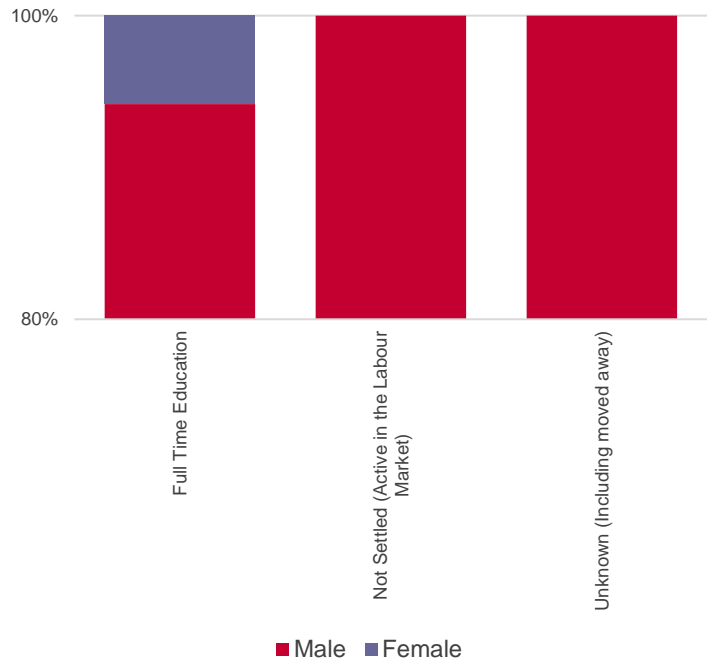
FTE Breakdown by Course (In/Out of Borough)

**4 Glossary**

All Destinations



Male & Female Breakdown of Destinations



		2018 School Leavers	%	Male		Female	
Meeting the Duty to Participate (RPA)	Full Time Education	120	96.8%	113	91.1%	7	5.6%
	Full Time Training	0	0.0%	0	0.0%	0	0.0%
	Apprenticeship	0	0.0%	0	0.0%	0	0.0%
	Employment with Training	0	0.0%	0	0.0%	0	0.0%
	Working Towards Participation	0	0.0%	0	0.0%	0	0.0%
	<b>Total</b>	<b>120</b>	<b>96.8%</b>	<b>113</b>	<b>91.1%</b>	<b>7</b>	<b>5.6%</b>
Not Meeting the Duty to Participate	Temporary Break from Learning	0	0.0%	0	0.0%	0	0.0%
	Employment without Training	0	0.0%	0	0.0%	0	0.0%
	Not Settled (Active in the Labour Market)	3	2.4%	3	2.4%	0	0.0%
	Not Settled (Not Active in the Labour Market)	0	0.0%	0	0.0%	0	0.0%
	Unknown (Including moved away)	1	0.8%	1	0.8%	0	0.0%
	<b>Total</b>	<b>4</b>	<b>3.2%</b>	<b>4</b>	<b>3.2%</b>	<b>0</b>	<b>0.0%</b>
<b>GRAND TOTAL</b>		<b>124</b>	<b>100%</b>	<b>117</b>	<b>94.4%</b>	<b>7</b>	<b>5.6%</b>

# Newman Catholic College

## Activity Survey

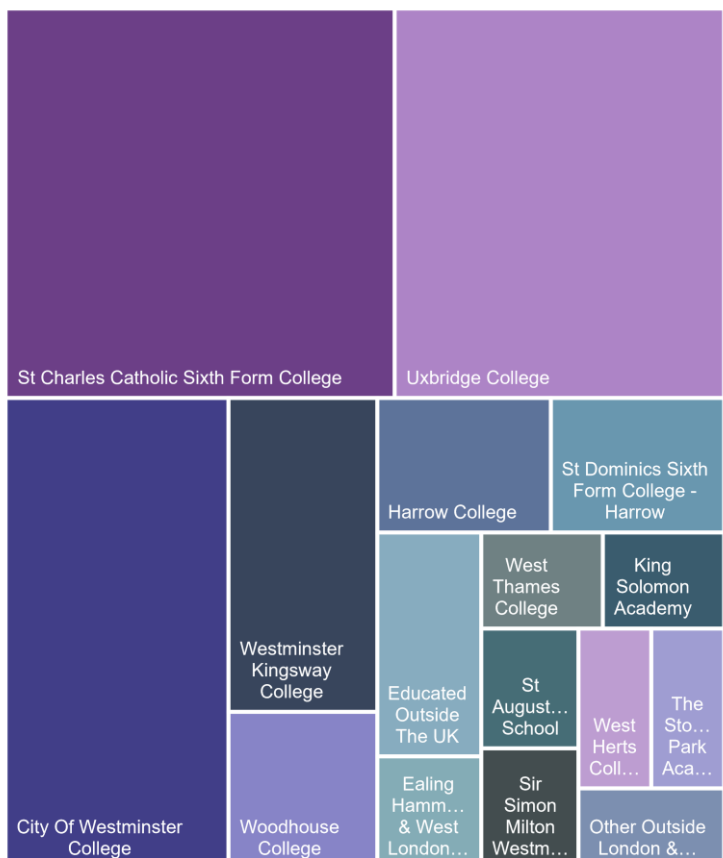
### Year 11 Leavers 2018

FTE Breakdown by Institution Type	In Borough		Out of Borough		Total	
	No.	%	No.	%	No.	%
Further Education College	7	5.8%	31	25.8%	38	31.7%
Sixth Form College	0	0.0%	17	14.2%	17	14.2%
School Sixth Form	59	49.2%	5	4.2%	64	53.3%
Repeating Year 11	1	0.8%	0	0.0%	1	0.8%
<b>Total</b>	<b>67</b>	<b>55.8%</b>	<b>53</b>	<b>44.2%</b>	<b>120</b>	<b>100.0%</b>

FTE Breakdown by Institution (In Borough)	No. of Students	% of Students
Alperton Community School	1	1.5%
Ark Academy	1	1.5%
Capital City Academy	1	1.5%
College of North West London	7	10.4%
Convent of Jesus & Mary Language College	1	1.5%
Educated at Home (LB Brent)	1	1.5%
Newman Catholic College	52	77.6%
Preston Manor High School	1	1.5%
Queens Park Community School	1	1.5%
St Gregorys Catholic Science School	1	1.5%
<b>Total</b>	<b>67</b>	<b>100.0%</b>



FTE Breakdown by Institution (Out of Borough)	No. of Students	% of Students
Uxbridge College	11	20.8%
Woodhouse College	2	3.8%
Harrow College	2	3.8%
St Dominics Sixth Form College - Harrow	2	3.8%
Ealing Hammersmith & West London College	1	1.9%
West Thames College	1	1.9%
St Charles Catholic Sixth Form College	13	24.5%
City Of Westminster College	9	17.0%
Westminster Kingsway College	4	7.5%
King Solomon Academy	1	1.9%
St Augustines School	1	1.9%
Sir Simon Milton Westminster UTC	1	1.9%
West Herts College	1	1.9%
The Stockwood Park Academy	1	1.9%
Other Outside London & Unknown	1	1.9%
Educated Outside The UK	2	3.8%
<b>Total</b>	<b>53</b>	<b>100.0%</b>



Institutions that have merged into larger groups or have multiple campuses will only be listed once, and will be shown at the location of the main campus.

# Newman Catholic College

## Activity Survey

### Year 11 Leavers 2018

FTE Breakdown by Course	No. of Students				Total
	In Borough		Out of Borough		
	No. of Students	% of Students	No. of Students	% of Students	
GCE A or AS or A2 Level	19	46.3%	22	53.7%	41
NVQ Level 3 or equivalent	14	46.7%	16	53.3%	30
NVQ Level 2 or equivalent	22	68.8%	10	31.3%	32
NVQ Level 1 or equivalent	1	20.0%	4	80.0%	5
GCSE course	9	100.0%	0	0.0%	9
Other courses followed in FTE	2	66.7%	1	33.3%	3
<b>Total</b>	<b>67</b>	<b>55.8%</b>	<b>53</b>	<b>44.2%</b>	<b>120</b>

FTE Breakdown by subject (CRCI)	No of Young People	%
Arts, Fine Arts, Crafts and Design	2	1.7%
Aviation and Aeronautics	1	0.8%
Business Management	13	10.8%
Chefs and Food Preparation	1	0.8%
Construction, Building Services and Crafts	3	2.5%
Dance and Music	2	1.7%
Developing IT Systems / ICT for Users	3	2.5%
Dramatic Arts	17	14.2%
Engineering and Manufacturing Technologies	4	3.3%
English for Speakers of Other Languages (ESOL)	3	2.5%
Health & Social Care	1	0.8%
IT and Electronic Services	4	3.3%
Motor Vehicle and Transportation	1	0.8%
Public Services	2	1.7%
Science	5	4.2%
Specific Academic Courses	50	41.7%
Specific Vocational & Employment Courses	1	0.8%
Sport, Leisure and Recreation	6	5.0%
Travel and Tourism	1	0.8%
<b>TOTAL</b>	<b>120</b>	<b>100.0%</b>



Students undertaking AS levels/ GCSEs or International Baccalaureate are counted in 'Specific Academic Courses'.

**Glossary**

For Annual Activity Survey purposes destinations are grouped as follows:				For Annual Activity Survey Purposes courses are grouped as follows:				
RPA	Sub Group	Destination	DFE Activity Code	Course Level	Specific Course			
Meeting the Duty to Participate (In Learning)	Full time Education	School Sixth Form (Year 12)	210	A Levels	AS Levels			
		Sixth Form College	220		International Baccalaureate			
		FE College	230	NVQ Level 3 or Equivalent	BTEC Level 3			
		Repeating Year 11	270		NVQ Level 3			
		Educated at Home	270	NVQ Level 2 or Equivalent	BTEC Level 2			
		LDD only - Independent Specialist Provider (ISP)	280		CACHE Certificate			
		Custodial Institution (Juvenile Offender 16/17)	290		City & Guilds			
	Full time Training	EFA/SFA funded training (not employed)	410	NVQ Level 1 or Equivalent	NVQ Level 2			
		Non - EFA/SFA funded training (eg private training)	430		BTEC Level 1			
		EFA / SFA Traineeship	450		Foundation Learning			
		LDD Supported Internship	460		NVQ Level 1			
	Apprenticeship	Apprenticeship	310	GCSE	GCSE			
	Employment with Training	Employment with accredited training	320	Other Courses followed in FTE	Access Course			
		Self Employment (with part-time study)	381		Basic Skills			
		Working not for Reward (with part-time study)	550		Entry Level			
	Working Towards Participation	Re-Engagement activities	530		ESOL			
		NEET - Start date agreed for RPA Compliant Destination	616		Pre Entry Level			
	Not meeting the Duty to Participate	Temporary Break from Learning	Supporting Family - Teenage Parent		630	Other Courses followed in FTE	Unknown Course	
			Illness	640				
			Pregnant	650				
Employment without training		Employment without Training	330	Acronym	Description			
		Employment with non-accredited / in house training	340				NEET	Not In Education, Employment or Training
		Temporary Employment	350				EET	Education, Employment or Training
		Self Employed (no training)	380				FTE	Full-time Education
Not Settled (Active)		Part-time education	250	CRCI	Connexion (Careers) Resource Centre Index			
		Part-time Employment	360					
		Working not for Reward (no part-time study)	540					
		NEET - Start date agreed for non-RPA compliant Destination	615					
		Unemployed - Not ready for work or learning	610					
		Unemployed - Seeking education, employment or training	619					
Not Settled (not Active)		Supporting Family - Young Carer	620					
		Not available - Religious Grounds	660					
		Never Economically Active	670					
No Response		Not Available - other	680					
		Unknown	810					
		Moved	Moved Away (YP no longer living in West London)	820				
Refused		Refused to disclose activity	830					