

Contents

1 Headline Chart / Gender Breakdown

All Destinations

All Destinations by Gender

2 FTE Breakdown & Residency

FTE Breakdown by Institution Type

FTE Breakdown by Course (In/Out of Borough)

Residency Breakdown of young people in education

3 FTE Institutions

FTE Breakdown by Institution (In Borough)

FTE Breakdown by Institution (Out of Borough)

4 FTE by Subject (CRCI)

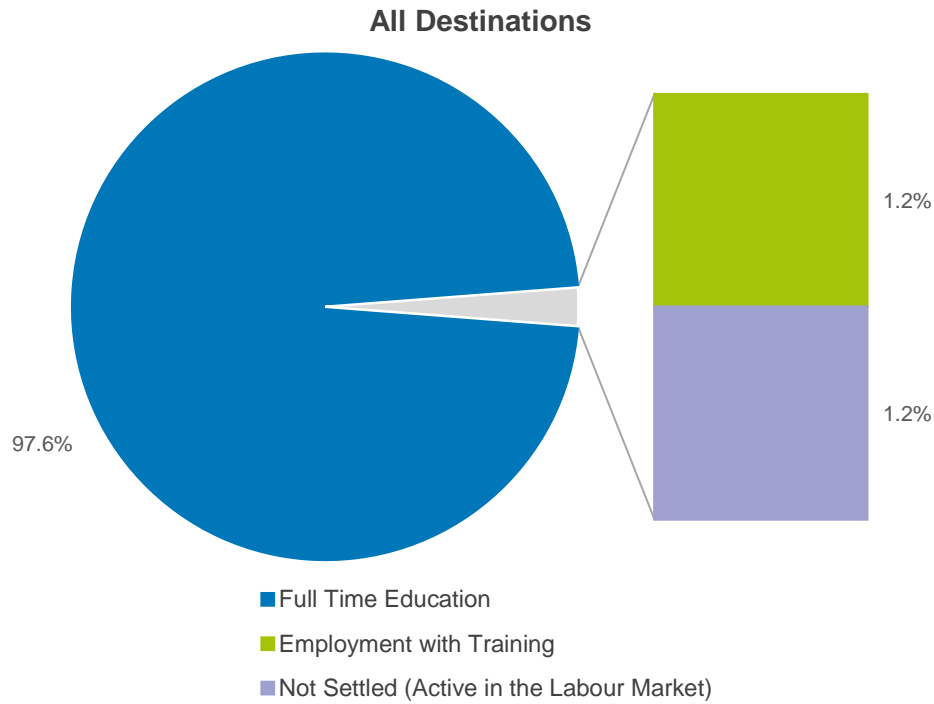
Breakdown of subjects studied by young people in full-time education

5 Glossary

Newman Catholic College

Activity Survey

Year 11 Leavers 2019



		2019 School Leavers	%	Male	
Meeting the Duty to Participate (RPA)	Full Time Education	80	97.6%	80	97.6%
	Full Time Training	0	0.0%	0	0.0%
	Apprenticeship	0	0.0%	0	0.0%
	Employment with Training	1	1.2%	1	1.2%
	Working Towards Participation	0	0.0%	0	0.0%
	Total	81	98.8%	81	98.8%
Not Meeting the Duty to Participate	Temporary Break from Learning	0	0.0%	0	0.0%
	Employment without Training	0	0.0%	0	0.0%
	Not Settled (Active in the Labour Market)	1	1.2%	1	1.2%
	Not Settled (Not Active in the Labour Market)	0	0.0%	0	0.0%
	Unknown (Including moved away)	0	0.0%	0	0.0%
	Total	1	1.2%	1	1.2%
GRAND TOTAL		82	100%	82	100.0%

Newman Catholic College

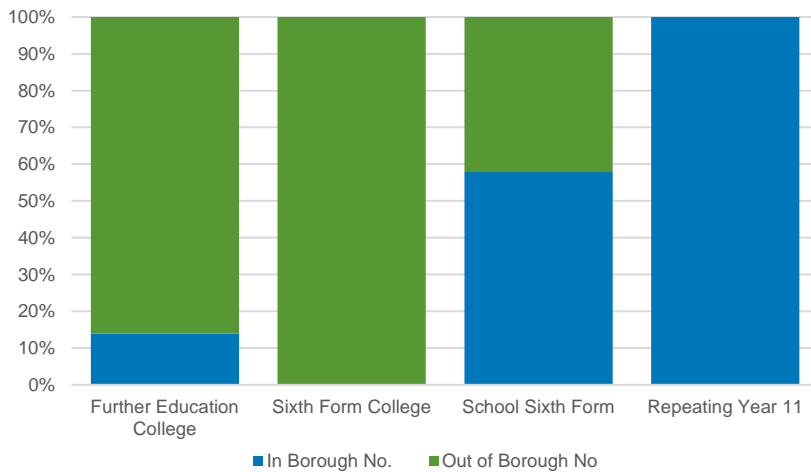
Activity Survey

Year 11 Leavers 2019

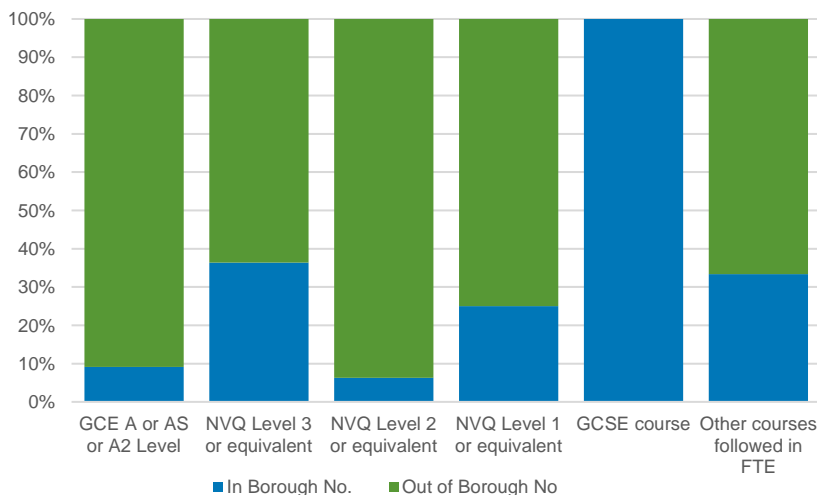
FTE Breakdown by Institution Type	In Borough		Out of Borough		Total	
	No.	%	No.	%	No.	%
Further Education College	6	7.5%	37	46.3%	43	53.8%
Sixth Form College	0	0.0%	16	20.0%	16	20.0%
School Sixth Form	11	13.8%	8	10.0%	19	23.8%
Repeating Year 11	2	2.5%	0	0.0%	2	2.5%
Educated at Home	0	0.0%	0	0.0%	0	0.0%
Custodial	0	0.0%	0	0.0%	0	0.0%
Total	19	23.8%	61	76.3%	80	100.0%

Residential Breakdown	No. of Students	% of Students
Barnet	1	1.3%
Brent	71	88.8%
Ealing	3	3.8%
Harrow	2	2.5%
Hillingdon	1	1.3%
Slough	1	1.3%
Stoke	1	1.3%
Total	80	100%

* Residency breakdown of young people in education as at 1st November 2019



FTE Breakdown by Course	In Borough		Out of Borough		Total	
	No.	%	No.	%	No.	%
GCE A or AS or A2 Level	2	2.5%	20	25.0%	22	27.5%
NVQ Level 3 or equivalent	12	15.0%	21	26.3%	33	41.3%
NVQ Level 2 or equivalent	1	1.3%	15	18.8%	16	20.0%
NVQ Level 1 or equivalent	1	1.3%	3	3.8%	4	5.0%
GCSE course	2	2.5%	0	0.0%	2	2.5%
Other courses followed in FTE	1	1.3%	2	2.5%	3	3.8%
Total	19	23.8%	61	76.3%	80	100.0%




Newman Catholic College


Activity Survey

Year 11 Leavers 2019

FTE Breakdown by Institution (In Borough)	No. of Students	% of Students
College of North West London	6	31.6%
Kingsbury High School	1	5.3%
Newman Catholic College	11	57.9%
Preston Manor High School	1	5.3%
Total	19	100.0%



FTE Breakdown by Institution (Out of Borough)	No. of Students	% of Students
City Of Westminster College	5	8.2%
Hampstead School	1	1.6%
Harrow College	15	24.6%
Outside of West London & Barnet	2	3.3%
Paddington Academy	1	1.6%
St Charles Catholic Sixth Form College	11	18.0%
St Dominics Sixth Form College - Harrow	4	6.6%
Stanmore College	2	3.3%
Studied Abroad	1	1.6%
The UCL Academy	4	6.6%
Unknown Institution	1	1.6%
Uxbridge College	3	4.9%
West Herts College	1	1.6%
Westminster Academy	1	1.6%
Westminster Kingsway College	8	13.1%
Woodhouse College	1	1.6%
Total	61	100.0%



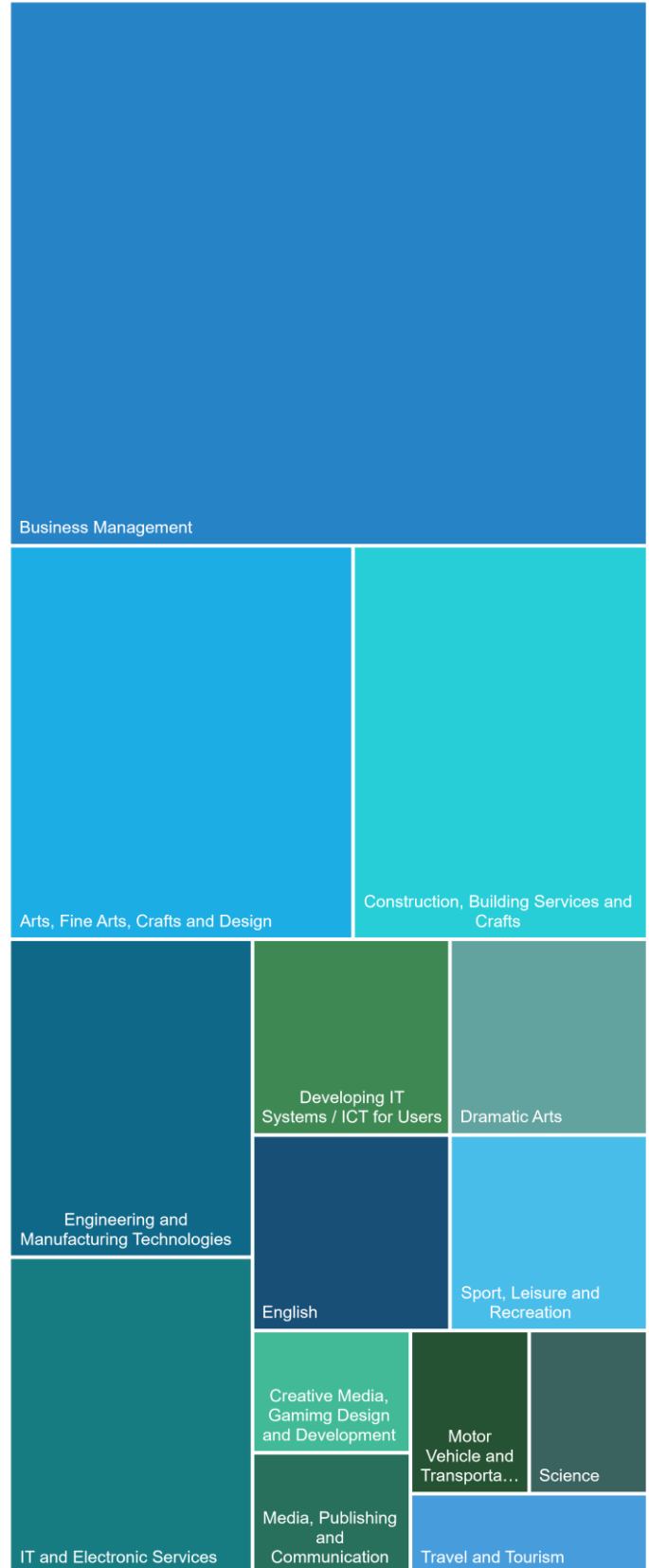
Institutions that have been merged into larger groups or have multiple campuses will only be listed once, and will be shown at the location of the main campus.

Newman Catholic College

Activity Survey

Year 11 Leavers 2019

FTE Breakdown by subject (CRCI)	No of Young People	%
Arts, Fine Arts, Crafts and Design	7	8.8%
Business Management	18	22.5%
Construction, Building Services and Crafts	6	7.5%
Creative Media, Gaming Design and Development	1	1.3%
Developing IT Systems / ICT for Users	2	2.5%
Dramatic Arts	2	2.5%
Engineering and Manufacturing Technologies	4	5.0%
English	2	2.5%
IT and Electronic Services	4	5.0%
Media, Publishing and Communication	1	1.3%
Motor Vehicle and Transportation	1	1.3%
Science	1	1.3%
Specific Academic Courses	26	32.5%
Specific Vocational & Employment Courses	2	2.5%
Sport, Leisure and Recreation	2	2.5%
Travel and Tourism	1	1.3%
TOTAL	80	100.0%



Students undertaking AS levels/ GCSEs or International Baccalaureate are counted in 'Specific Academic Courses'.

Glossary

For Annual Activity Survey purposes destinations are grouped as follows:				For Annual Activity Survey Purposes courses are grouped as follows:	
RPA	Sub Group	Destination	DFE Activity Code	Course Level	Specific Course
Meeting the Duty to Participate (In Learning)	Full time Education	School Sixth Form (Year 12)	210	A Levels	AS Levels
		Sixth Form College	220		International Baccalaureate
		FE College	230	NVQ Level 3 or Equivalent	BTEC Level 3
		Repeating Year 11	270		NVQ Level 3
		Educated at Home	270	NVQ Level 2 or Equivalent	BTEC Level 2
		LDD only - Independent Specialist Provider (ISP)	280		CACHE Certificate
		Custodial Institution (Juvenile Offender 16/17)	290		City & Guilds
	Full time Training	EFA/SFA funded training (not employed)	410	NVQ Level 1 or Equivalent	NVQ Level 2
		Non - EFA/SFA funded training (eg private training)	430		BTEC Level 1
		EFA / SFA Traineeship	450	Foundation Learning	
		LDD Supported Internship	460	NVQ Level 1	
	Apprenticeship	Apprenticeship	310	GCSE	GCSE
	Employment with Training	Employment with accredited training	320	Other Courses followed in FTE	Access Course
		Self Employment (with part-time study)	381		Basic Skills
		Working not for Reward (with part-time study)	550		Entry Level
	Working Towards Participation	Re-Engagement activities	530		ESOL
		NEET - Start date agreed for RPA Compliant Destination	616		Pre Entry Level
	Not meeting the Duty to Participate	Temporary Break from Learning	Supporting Family - Teenage Parent	630	Unknown Course
			Illness	640	
			Pregnant	650	
Employment without training		Employment without Training	330		
		Employment with non-accredited / in house training	340		
		Temporary Employment	350		
		Self Employed (no training)	380		
Not Settled (Active)		Part-time education	250		
		Part-time Employment	360		
		Working not for Reward (no part-time study)	540		
		NEET - Start date agreed for non-RPA compliant Destination	615		
		Unemployed - Not ready for work or learning	610		
Not Settled (not Active)		Unemployed - Seeking education, employment or training	619		
		Supporting Family - Young Carer	620		
		Not available - Religious Grounds	660		
		Never Economically Active	670		
No Response		Not Available - other	680		
		Unknown	810		
		Moved	Moved Away (YP no longer living in West London)	820	
Refused		Refused to disclose activity	830		

Acronym	Description
NEET	Not In Education, Employment or Training
EET	Education, Employment or Training
FTE	Full-time Education
CRCI	Connexion (Careers) Resource Centre Index